

ESP JUNE II

746 1.15m Jumper
 789 1.20m Jumper
 837 1.20m Young Jumper

Table: II2d
 National RG:
 FEI RG / Art.
 Height: m

Speed: 350 m/min
 Length: 180 m
 Time allowed: 30 sec
 Time limit: 60 sec

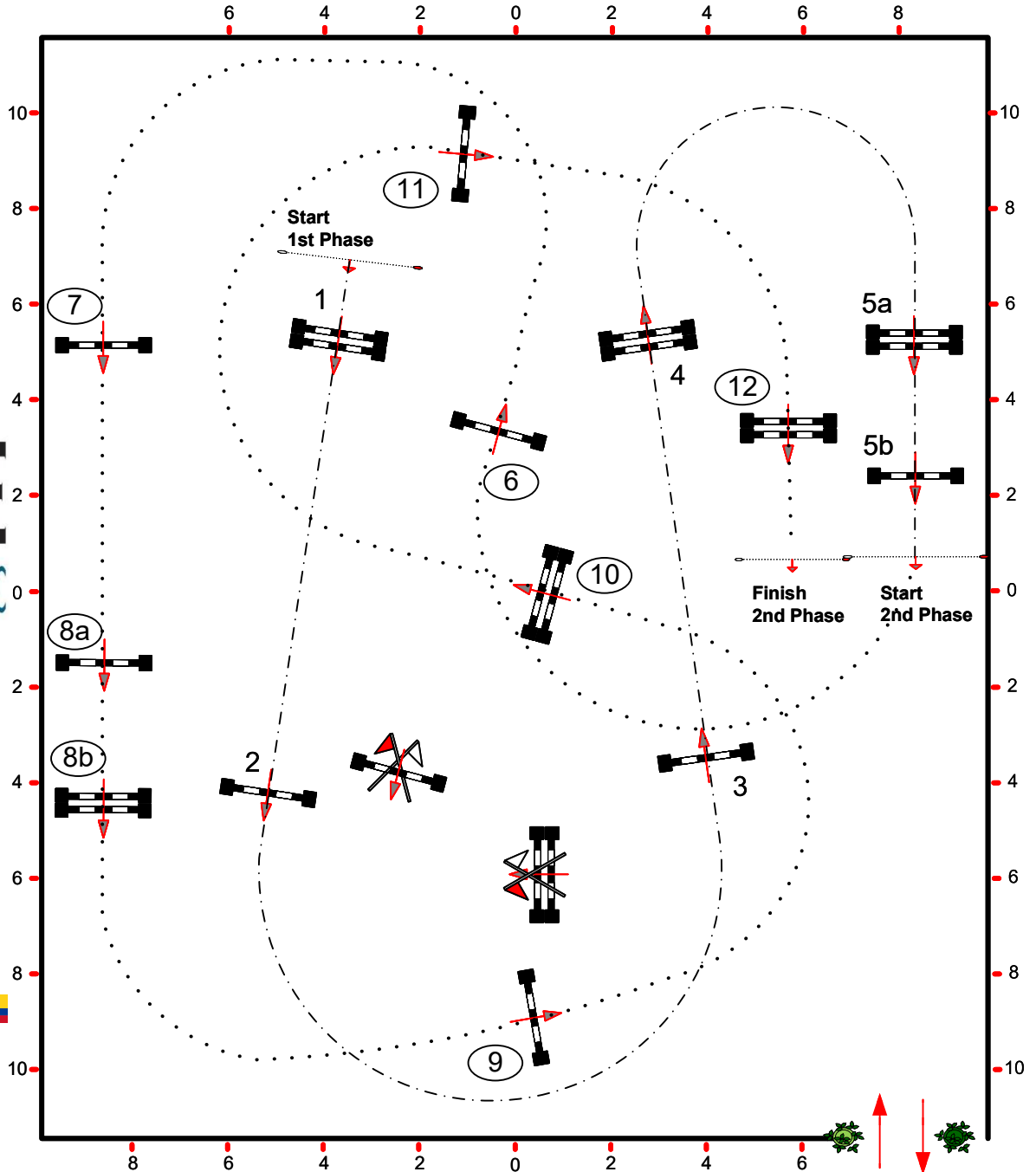
Obstacles: 12
 Efforts: 14
 Penalty sec:
 Closed combination:

2nd Phase: 6-12
 Length: 290 m
 Time allowed: 50 sec
 Time limit: 100 sec

BAINBRIDGE
 THE BAINBRIDGE COMPANIES LLC



Course Designer:
Andy Christiansen
 FEI level 3
 Drawing scale: 1" = 35'



ESP JUNE II

723 NAL 1.20m JR/Am Jumper Classic
 763 NAL 1.10m JR/Am Jumper Classic

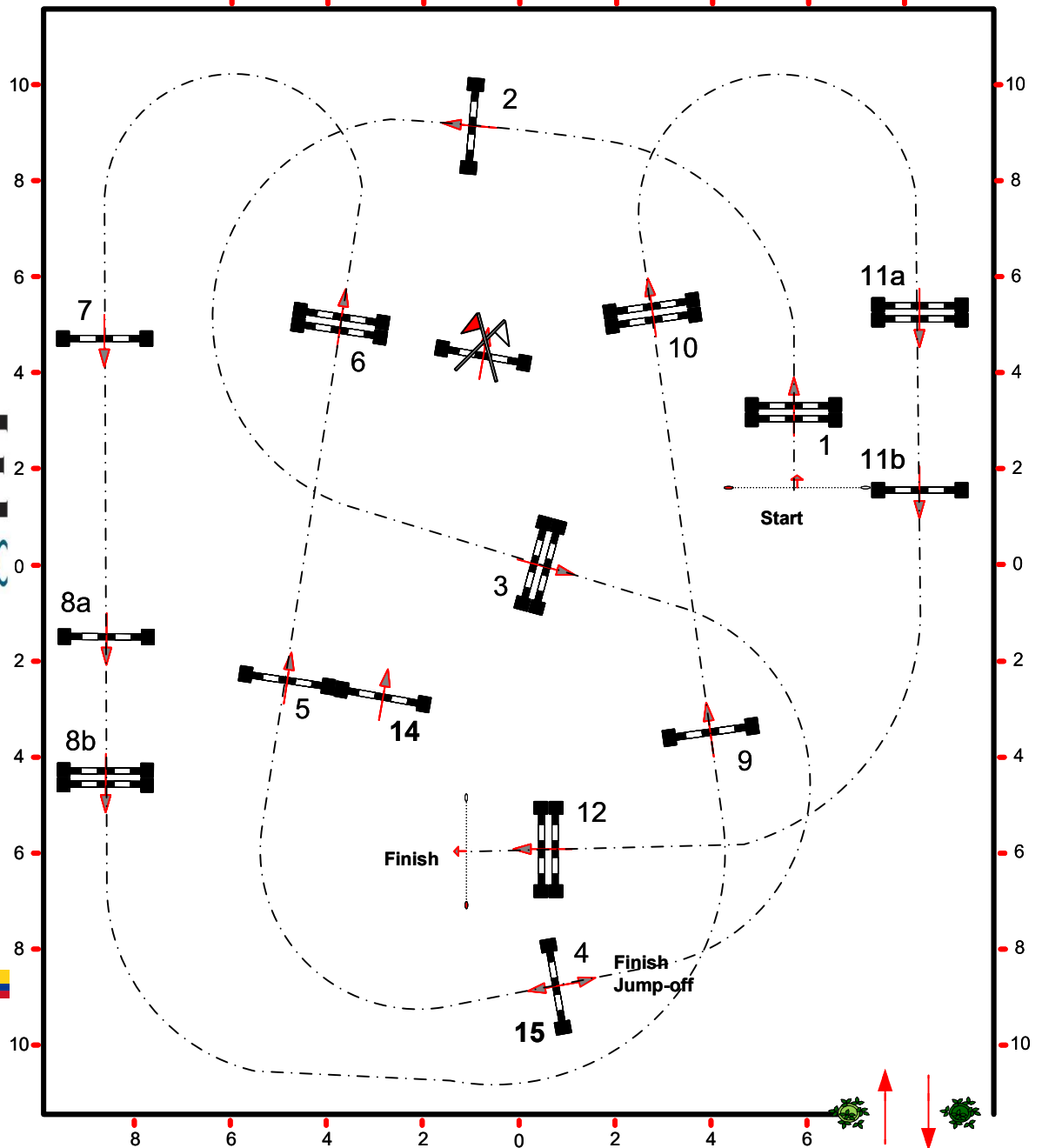
Table: II2b
 National RG:
 FEI RG / Art.
 Height: m

Speed: 350 m/min
 Length: 440 m
 Time allowed: 76 sec
 Time limit: 152 sec

Obstacles: 12
 Efforts: 14
 Penalty sec:
 Closed combination:

1-2-3-14-8ab-15
 Jump Off:
 Length: 260 m
 Time allowed: 45 sec
 Time limit: 90 sec

6 4 2 0 2 4 6 8



BAINBRIDGE
 THE BAINBRIDGE COMPANIES LLC



Course Designer:
 Andy Christiansen
 FEI level 3
 Drawing scale: 1" = 35'



ESP JUNE II

739 1.00m JR/Am Jumper Classic

Table: II2b
National RG:
FEI RG / Art.
Height: m

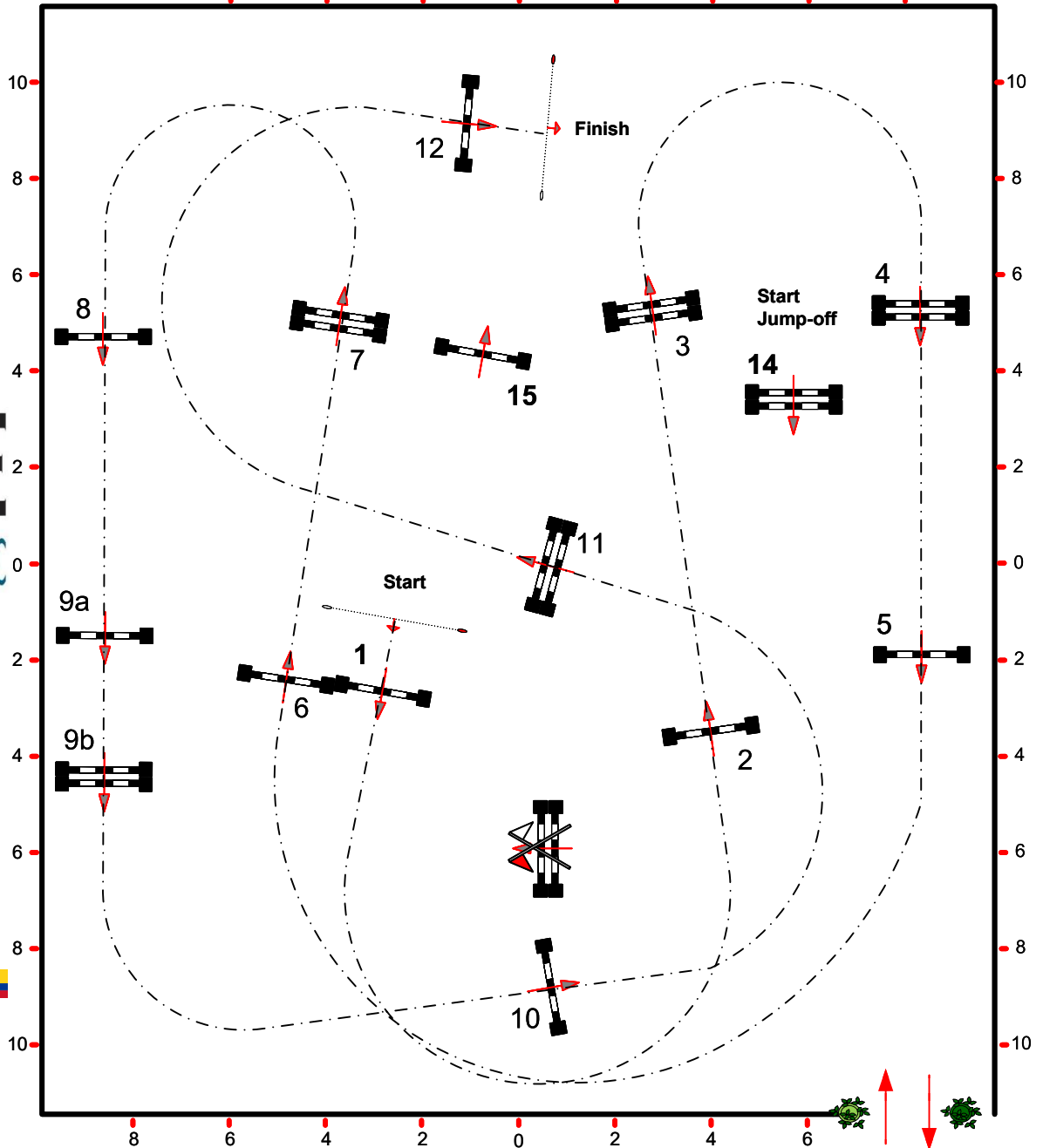
Speed: 350 m/min
Length: 450 m
Time allowed: 78 sec
Time limit: 156 sec

Obstacles: 12
Efforts: 13
Penalty sec:
Closed combination:

14-15-8-9ab-10-11-12

Jump Off:
Length: 260 m
Time allowed: 45 sec
Time limit: 90 sec

6 4 2 0 2 4 6 8



BAINBRIDGE
THE BAINBRIDGE COMPANIES LLC



Course Designer:
Andy Christiansen
FEI level 3
Drawing scale: 1" = 35'



ESP JUNE II

832 1.10m Young Jumper Table II
 717 1.10m Jumper
 762 1.10m Jr/AM Jumper

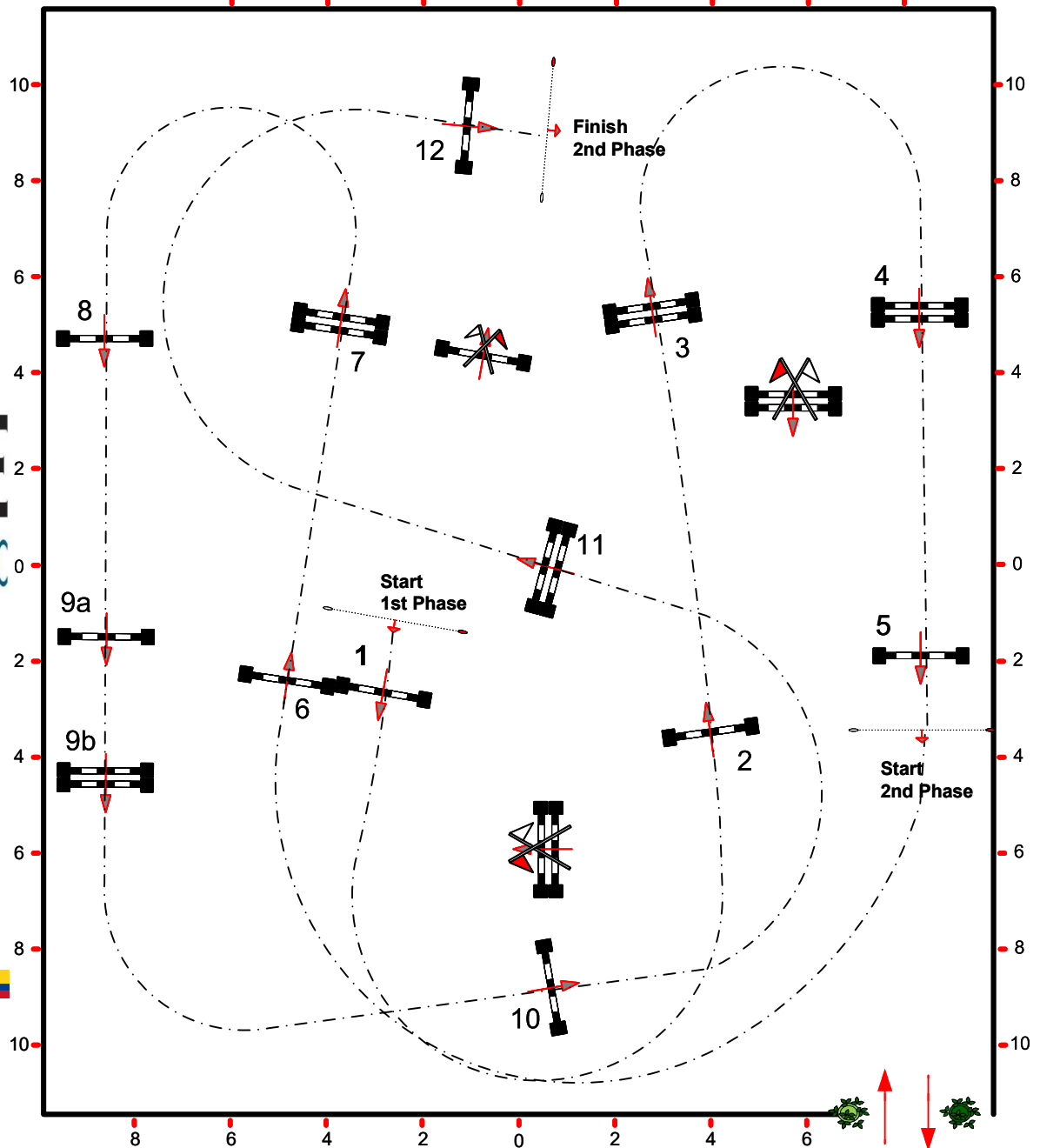
Table: II2d
 National RG:
 FEI RG / Art.
 Height: m

Speed: 350 m/min
 Length: 160 m
 Time allowed: 28 sec
 Time limit: 56 sec

Obstacles: 1- 5
 Efforts: 5
 Penalty sec:
 Closed combination:

2nd Phase: 6-12
 Length: 310 m
 Time allowed: 54 sec
 Time limit: 108 sec

6 4 2 0 2 4 6 8



BAINBRIDGE
 THE BAINBRIDGE COMPANIES LLC



Course Designer:
Andy Christiansen
 FEI level 3
 Drawing scale : 1" = 35'



ESP JUNE II

782 - Training Jumper (1.0m)

749 - Take2 Thoroughbred Jumper (1.0m)

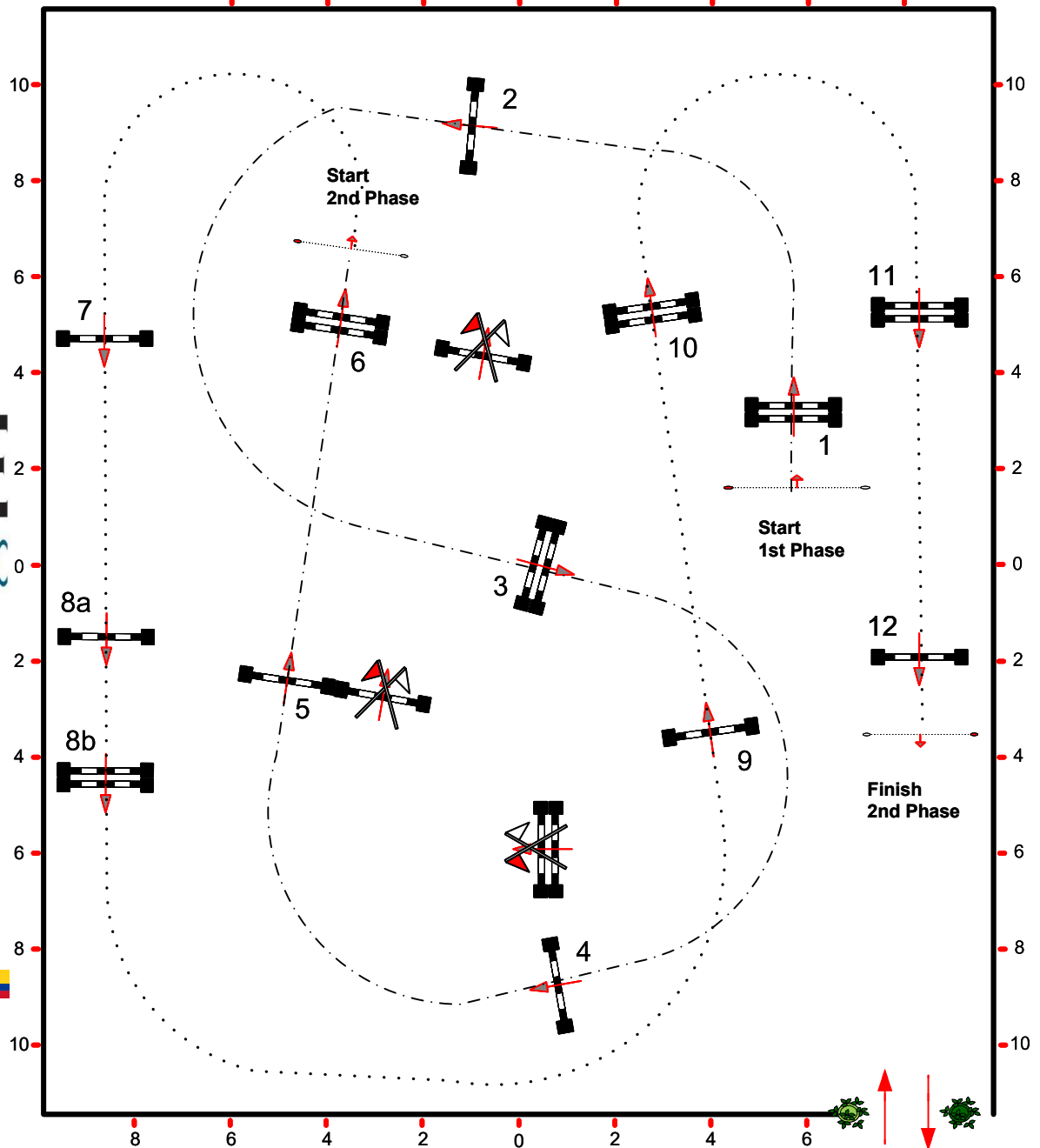
Table: II2d
National RG:
FEI RG / Art.
Height: m

Speed: 350 m/min
Length: 200 m
Time allowed: 35 sec
Time limit: 70 sec

Obstacles: 1-6
Efforts: 6
Penalty sec:
Closed combination:

2nd Phase: 7-12
Length: 230 m
Time allowed: 40 sec
Time limit: 80 sec

6 4 2 0 2 4 6 8



BAINBRIDGE
THE BAINBRIDGE COMPANIES LLC



Course Designer:
Andy Christiansen
FEI level 3
Drawing scale: 1" = 35'

